




1. BODY
Sand Fossil 770C-3



2. TRIM
(Eaves & Window Top/Bottoms)
Carriage Door 770D-5



3. ACCENT 1
(Window Sides & Front Door)
Brown Eyes S-G-740



4. ACCENT 2
Cottage White Int. Flat Enamel 1813



Made exclusively for ROSETTA CANYON HOA by Behr Process Corporation | Professional Products & Services · Designed by Behr Creative Marketing - 1/2012

The Digital Rendering above is only a representative of the final color. Variations in screen resolution, lighting and print can create differences between the actual color chip or sample. All trademarks, color, numbers and color names are the property of their own respective owners.



1. BODY
Cliff Rock 290F-4



2. TRIM
(Eaves & Window Top/Bottoms)
Melted Chocolate 250F-7



3. ACCENT 1
(Window Sides & Front Door)
Burnt Tile 150F-7



4. ACCENT 2
Classic Taupe 290E-3



Made exclusively for ROSETTA CANYON HOA by Behr Process Corporation | Professional Products & Services · Designed by Behr Creative Marketing - 1/2012


The Digital Rendering above is only a representative of the final color. Variations in screen resolution, lighting and print can create differences between the actual color chip or sample. All trademarks, color, numbers and color names are the property of their own respective owners.



1. BODY
Toffee Crunch 700D-5



2. TRIM
(Eaves & Window Top/Bottoms)
Raffia Cream 710C-2



3. ACCENT 1
(Window Sides & Front Door)
Painted Turtle 710F-6



4. ACCENT 2
Classic Taupe 290E-3



Made exclusively for ROSETTA CANYON HOA by Behr Process Corporation | Professional Products & Services · Designed by Behr Creative Marketing - 1/2012


The Digital Rendering above is only a representative of the final color. Variations in screen resolution, lighting and print can create differences between the actual color chip or sample. All trademarks, color, numbers and color names are the property of their own respective owners.



1. BODY
Canewood ECC-40-1



2. TRIM
(Eaves & Window Top/Bottoms)
Swiss Coffee Int. Flat Enamel 1812



3. ACCENT 1
(Window Sides)
Seasoned Acorn ECC-40-3



4. ACCENT 2
(Front Door & Garages)
Chocolate Sparkle 770B-7



Made exclusively for ROSETTA CANYON HOA by Behr Process Corporation | Professional Products & Services · Designed by Behr Creative Marketing - 1/2012

The Digital Rendering above is only a representative of the final color. Variations in screen resolution, lighting and print can create differences between the actual color chip or sample. All trademarks, color, numbers and color names are the property of their own respective owners.


Scheme 5



1. BODY
Barley Field ECC-44-1



2. TRIM
(Eaves & Window Top/Bottoms)
Almond Cream W-B-710



3. ACCENT 1
(Window Sides)
Toffee Crunch 700D-5




4. ACCENT 2
(Front Door & Garages)
Wild Stallion ECC-54-3





1. BODY
Sand Fossil 770C-3




2. TRIM:
EAVES/WINDOW TOP & BOTTOM
Carriage Door 770D-5




3. ACCENT 1:
WINDOW SIDES & DOOR
Brown Eyes S-G-740



4. ACCENT 2
Cottage White 1813



5. COLUMN
Cottage White 1813





1. BODY
 Cliff Rock 290F-4



2. TRIM:
 EAVES/WINDOW TOP & BOTTOM
 Melted Chocolate 250F-7



3. ACCENT 1:
 WINDOW SIDES & DOOR
 Burnt Tile 150F-7



4. ACCENT 2
 Classic Taupe 290E-3



5. COLUMN
 Burnt Tile 150F-7






1. BODY
Toffee Crunch 700D-5



2. TRIM:
 EAVES/WINDOW TOP & BOTTOM
Raffia Cream 710C-2



3. ACCENT 1:
 WINDOW SIDES & DOOR
Painted Turtle 710F-6



4. ACCENT 2
Classic Taupe 290E-3



5. COLUMN
Sequoia Dusk 700B-6



Made exclusively for ROSETTA CANYON HOA by Behr Process Corporation | Professional Products & Services - Designed by Behr Creative Marketing - 11/2011


The Digital Rendering above is only a representative of the final color. Variations in screen resolution, lighting and print can create differences between the actual color chip or sample. All trademarks, color, numbers and color names are the property of their own respective owners.



1. BODY
Canewood ECC-40-1



2. TRIM:
 EAVES/WINDOW TOP & BOTTOM
Swiss Coffee 1812



3. ACCENT 1:
 WINDOW SIDES & DOOR
Seasoned Acorn ECC-40-3



4. ACCENT 2
Chocolate Sparkle 770B-7



5. COLUMN
Chocolate Sparkle 770B-7



Made exclusively for ROSETTA CANYON HOA by Behr Process Corporation | Professional Products & Services - Designed by Behr Creative Marketing - 11/2011


The Digital Rendering above is only a representative of the final color. Variations in screen resolution, lighting and print can create differences between the actual color chip or sample. All trademarks, color, numbers and color names are the property of their own respective owners.



1. BODY
Barley Field ECC-44-1



2. TRIM:
EAVES/WINDOW TOP & BOTTOM
Almond Cream W-B-710



3. ACCENT 1:
WINDOW SIDES & DOOR
Toffee Crunch 700D-5



4. ACCENT 2
Wild Stallion ECC-54-3



5. COLUMN
Toffee Crunch 700D-5

